



NUMBER: B090R1166-0

DATE: NOV. 18, 1994

SUPERSEDES:

SERVICE BULLETIN

Effective Serial Number: ALL UNITS WITH THREE-POSITION SWING KNOBS

Ride: ALL RIDES

Subject: REPLACEMENT OF THREE-
POSITION SWING KNOB SWITCH

Chance Rides, Inc. has determined, through field experience that the three-position swing knob switches used on many Chance Rides, Inc. products may not meet our specifications. These swing knob switches are located on the operator's control panel and can be identified as those knobs which have three positions, the center position being the neutral position with the knob automatically returning to that position by means of a spring. These swing knob switches require routine inspection to insure the spring is functioning properly in returning the knob to the center position. If the spring breaks, the knob will not return to the center position. If the knob does not return to the center position, the ride may not function as the operator expects, resulting in possible injury to the operator, attendants and/or passengers.

Chance Rides, Inc. is now using a new three-position swing knob switch and requires all owner/operators of Chance Rides, Inc. products with three-position swing knob switches to order and install the new replacement knobs and mating contact blocks. Refer to the chart on this bulletin to help identify those rides having swing knob switches which need to be replaced, along with the quantity of swing knob switches and the number and kind of contact blocks required for each ride as well as the appropriate part numbers for each item. The cost of these new style swing knob switches and contact blocks will be credited back to the purchaser if the old style swing knob switch is returned to Chance Rides, Inc. within ninety (90) days of the date on this bulletin.

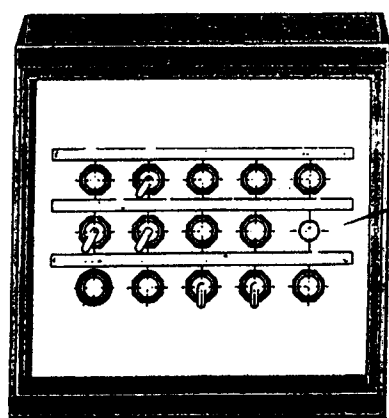
WARNING: TO PREVENT ELECTRICAL SHOCK, BE SURE THAT THE MAIN POWER TO THE UNIT IS TURNED OFF AND LOCKED-OUT BEFORE ATTEMPTING TO DO ANY ELECTRICAL WORK ON THE UNIT.

All work must be performed by qualified personnel, capable of understanding the function of the parts and their proper installation.

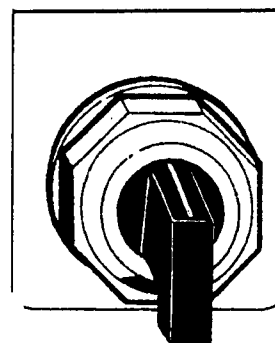
NOTICE

Use only those components authorized, specified or provided by Chance Rides, Inc.

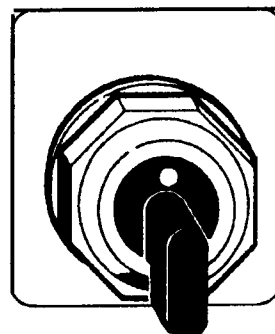
Chance Rides, Inc. SPECIFICALLY DISCLAIMS ANY LIABILITY for losses associated with any unauthorized alterations and/or modifications or additions and installations of unauthorized components.



EXAMPLE OF CONTROL PANEL
All control panels do not look alike.



NEW
STYLE



OLD
STYLE

PARTS NEEDED TO REPLACE OLD STYLE SWING KNOBS WITH NEW REPLACEMENT SWING KNOBS

RIDE	SERIAL NUMBER	SWING KNOB P/Nr24842003	CONTACT BLOCK 1 N.O. P/N 20634601	CONTACT BLOCK 2 N.O. P/N 20634900	CONTACT BLOCK 2 N.C. P/N 20635200
CENTURY WHEEL	406-00193 -- 406-02594	2		3	
GIANT WHEEL	400-00188 -- 400-03894	2		3	
MGR W/HCP	ALL	1		2	
PHARAOH'S FURY	407-00194 -- 407-00294	1		1	
ROTOR	372-03688 -- 372-03893	2		2	
WIPEOUT	402-00190 -- 402-02894	3	3	3	
YO-YO	376-06889 -- 376-07593	1		1	
ZIPPER	106-1 4590 -- 106-1 8094	3		4	1