



## SERVICE BULLETIN

<b>Bulletin Number:</b> 02/2001	<b>Date of issue:</b> 11/28/2001
<b>Type of ride:</b> MEGADROP	
<b>Model:</b> 44.000.00-PM	
<b>Type of park:</b> TRAVELING PARK	
<b>Series number of people involved:</b> ALL	
<b>Title:</b> PICK-UP-SPRING SAFETY CABLE	
<b>Object:</b> SAFETY DEVICE IN ORDER TO AVOID THE FALLING OF THE RECOVERY SPRINGS OF THE PICK UP HOOK.	
<b>Solution:</b> INSTALL A SAFETY CABLE CONNECTING THE SPRING TO THE PICK UP STRUCTURE.  AN ASSEMBLING KIT, CONTAINING ALL THE ACCESSORIES TO BE INSTALLED, WILL BE GIVEN.	
<b>Attached documents:</b> <ul style="list-style-type: none"><li>• CONFIRMATION DOCUMENT</li><li>• DRAWING "PICK-UP-SPRING SAFETY CABLE – Service Bull. n°02/2001"</li></ul>	



---

**WARNING**

We recommend to look at the attached photo carefully in order to check how to carry out the installation in the right way.

We inform that a correct installation is the minimum requirement in order to prevent the trouble, but periodical checks should be carried out in order to prevent subsequent malfunctions .

We explicitly ask all our customers to send back to our offices each worn out, broken, damaged or unserviceable part of the ride, so that we will have the possibility to check the type and cause of the problem.

The above mentioned request includes all those troubles caused by the malfunctioning of equipments and/or devices of any type (mechanic, oleo-pneumatic, electric, etc ..).

Update the manual with this service bulletin, insert it in the chapter relating with the maintenance of the ride. Fill out the page called "CONFIRMATION DOCUMENT"

**PHOTO DESCRIPTION**

*Photo 1:* Final result after fixing the safety cable.

*Photo 2:* Detail of the ear welded to the hook.

*Photo 3:* Detail of the eyelet integral to the pick up unit and of the connection of the two ends of the cable.



### **PREMISE**

The owner of the ride or a person in charge of the maintenance of the equipment will carry out the operations for the addition of the above safety device, holding possible fallings of the recovery springs of the pick up hook.

It is necessary to edit a technical bulletin regarding the problem verified on the dropping tower called "MEGADROP".

This trouble might happen in case of the breaking or the wrong release of the springs.

The release is caused by the elongation of the spring, as a consequence it might come off its hook seat located on the pick up unit.

### **MODIFICATION PROCEDURE**

The modification procedure is to be carried out only during the starting cycle phase: the pick up unit is hooked to the passenger unit therefore the spring is in rest position.

This phase is before the ascension of the pick up along the tower.

The spring is hooked to a ear welded to the hook on one side while to the other side it is fixed to an eyelet integral to the pick up unit. The following instructions should be carried out in order to assemble the parts correctly:

- 1- Unhook the spring from the side of the eyelet;
- 2- The cable should go through the internal part of the spring;
- 3- Insert the cable in the ear hole;
- 4- Let the cable go through the inner part of the spring again;
- 5- When the cable exits the spring, insert it in the eyelet;
- 6- Join the two ends of the cable with a screw and a stopnut ;
- 7- Hook the spring to the ring again.

For the assembling look at the attached drawing called "*PICK-UP SPRING SAFETY CABLE- Service Bulletin n. 02/2001*"




Photo 1




Photo 2




Photo 3

**ASSEMBLING KIT**

The assembling kit is composed by the following accessories:

- n° 2 flexible stainless steel cable 59.09 133 wires
- n° 4 eyelet terminal Ø5
- n° 2 hexagonal head steel screw MA complete thread 5x12
- n° 2 grower washer Ø 5
- n° 2 stopnut M5

**FABBRI AMUSEMENT MANUFACTURING srl**

Technical Manager

eng. Marco Leati



**FABBRI AMUSEMENT MANUFACTURING s.r.l.**

Via Colombano, 70

Tel. 0425 - 840214 Fax 0425/840842

45030 CASTELNOVO BARIANO (RO)

C.F. e P.I.: 01054010291

Pagina 5 di 6

---

**FABBRI AMUSEMENT MANUFACTURING srl**

Via Colombano, 70 - 45030 Castelnovo Bariano (RO) ITALY -

Ph. +39 0425 840214 - Fax +39 0425 840842 - E-mail: [fabbri.am@farfabbri.it](mailto:fabbri.am@farfabbri.it)

C.Fisc., P.IVA 01054010291 - Cod. ISO IT 01054010291 - R I RO 1996 / 118132 - REA N. 112262 - Cap.Soc. EUR 100.000 I.V.